





































Flexalen[®]

Pre-insulated pipe systems by Thermaflex[®]



Flexalen® Product group
Pre-insulated Pipes

		Flexalen®		Pipe system compatibility	
		600	PU	600	PU
Flexalen® 600 System		System Accessories			
	Flexalen®600 Heating 1000-XXXXXX-001 1010-XXXXXX-001 1020-XXXXXX-001 1030-XXXXXX-001		Compression fitting system 1730-XXXXXX-XXX 1738-XXXXXX-XXX	●	●
	Flexalen®600 Water 1000-XXXXXX-001 1020-XXXXXX-001 1120-XXXXXX-001 1121-XXXXXX-001		Compression fitting system BCA 1730-XXXXXX-001 1730-XXXXXX-004	●	●
	Flexalen®600 FP 1040-XXXXXX-001 1041-XXXXXX-001 7043-XXXXXX-XXX		Flange transition 1737-XXXXXX-000 1737-XXXXXX-001 1737-XXXXXX-003 1737-XXXXXX-004 1737-XXXXXX-005	●	●
	Flexalen®600 SLP 1033-XXXXXX-XXX		PB transition fittings 1738-XXXXXX-002 1738-XXXXXX-003 1738-XXXXXX-006 1738-XXXXXX-011 1738-XXXXXX-004 1738-XXXXXX-005	●	●
			Polyfusion Socket Fittings 1710-XXXXXX-000 1712-XXXXXX-000	●	●
			Buttfusion Fittings 1721-XXXXXX-XXX 1722-XXXXXX-XXX 1723-XXXXXX-XXX	●	●
			Electrofusion Socket Fittings 170X-XXXXXX-XXX	●	●
			Insulation Coupler / Reducer Type 1 1748-XXXXXX-000 1750-XXXXXX-000	●	●
			Insulation Coupler / Reducer PO 1746-XXXXXX-001/2 1747-XXXXXX-001	●	●
			Insulation Coupler / Reducer Type 0 1746-XXXXXX-000 1747-XXXXXX-000	●	●
			Insulation Blind Cap 1792-XXXXXX-000	●	●
			Insulation Kit T and L-piece (F600) 1799-XXXXXX-XXX	●	●
			Insulation Kit T-piece (FPU) 2751-XXXXXX-000 2753-XXXXXX-000	●	●
			Rubber End Cap (F600) 1741-XXXXXX-XXX 1742-XXXXXX-XXX	●	●
			Heat Shrink End Cap (FPU) 1745-XXXXXX-000 1745-XXXXXX-200	●	●
			Pipe clamp (F600) 1791-XXXXXX-001 1791-XXXXXX-003	●	●
			Wall Entry (F600) ---	●	●
			Labyrinth Sealing (FPU) 2761-XXXXXX-000	●	●
			Annular Space Sealing 1760-XXXXXX-000	●	●
			Wall Entry Sealing Kit 1749-XXXXXX-000	●	●
			Flexalen PB Pipe Packages 1301-XXXXXX-002	●	●
			ACCESSORIES	●	●
Flexalen® PU System					
	Flexalen®PU 1210-XXXXXX-001 1230-XXXXXX-001				
	Flexalen®PU SL 1920-XXXXXX-XXX 1921-XXXXXX-XXX				
Flexalen® Multiline/Protectube					
	Flexalen® Multiline 1131-XXXXXX-XXX 1141-XXXXXX-XXX				
	Protectube 1100-XXXXXX-000				
	Rubber End Cap (ML) 1744-XXXXXX-000				
Prefabrications					
	Flexalink (F600) 1460-XXXXXX-XXX 1461-XXXXXX-XXX				
	Flexalink Flexalen 1470-XXXXXX-XXX 1471-XXXXXX-XXX				
	Pre-insulated T, L90°, Y COMMING SOON!				
	Pre-insulated Valve 1738-XXXXXX-000				
Product Samples					
	FLEXALEN Pipe samples				

Availability

- Category Description
- A Product is in stock or has a max. lead time of 2-3 days
 - B Product is not in stock and will be produced / assembled when ordering. Lead time is depending on product group
 - C Product is not in stock and will be produced / assembled when ordering with MOQ (minimum order quantities)
 - OR Made to order (MTO) = cannot be returned by the customer; Lead time is depending on product group
 - R Product is available on request, Lead time depends on the production capacity. CONSULT THE CSS DEPARTMENT BEFORE OFFERING / ORDERING!

Lead time The time in days from placing
Lead time is expressed in maximum working days.



Flexalen® 600 Heating

Flexalen® 600 is a pre-insulated flexible plastic pipe system produced conform the European standard EN15632-1,3 (DOC), QB08 certified (CSTB) and KIWA system certified as well as third-party controlled according BRL KOMO 5609-2 and BRL-K17401.



Application: District Heating and Cooling

Assembly: see installation manual and instruction leaflets.

Material: Service pipe: PB (Polybutene) SDR11 - 95°C 8bar (d25-110mm); 95°C 5bar (d125mm); Insulation layer: PO (Polyolefine foam); Casing pipe: HDPE (High density Polyolefine)

Product code	Dimension	Service pipe OD x e [mm]	Service pipe [DN]	Service pipe [Inch]	Casing pipe OD [mm]	Weight [kg/m]	min. bending Radius [m]	Coil I.D. [m]	Coil Width max. [m]	Coil Length max. [m]	Coil O.D. max. [m]	Availability
Flexalen 600 - Coils												
Single line												
1010-090025-001	25 / 90	25 x 2.3	20	¾"	90	0.75	0.40	1.50	1.2	500	2.9	A
1010-090032-001	32 / 90	32 x 2.9	25	1"	90	0.86	0.40	1.50	1.2	500	2.9	A
1010-090040-001	40 / 90	40 x 3.7	32	1 ½"	90	1.00	0.50	1.50	1.2	500	2.9	A
1010-125040-001	40 / 125	40 x 3.7	32	1 ½"	125	1.98	0.50	1.50	1.2	300	2.9	B
1010-125050-001	50 / 125	50 x 4.6	40	1 ½"	125	2.08	0.70	1.50	1.2	300	2.9	A
1010-160050-001	50 / 160	50 x 4.6	40	1 ½"	160	2.40	0.70	1.50	1.2	150	2.9	B
1010-125063-001	63 / 125	63 x 5.8	50	2"	125	2.43	0.80	1.50	1.2	300	2.9	A
1010-160063-001	63 / 160	63 x 5.8	50	2"	160	2.75	0.80	1.50	1.2	150	2.9	B
1010-160075-001	75 / 160	75 x 6.8	65	2 ½"	160	3.03	0.80	1.50	1.2	150	2.9	A
1010-160090-001	90 / 160	90 x 8.2	80	3"	160	3.64	1.00	1.50	1.2	150	2.9	A
1000-200110-001*	110 / 200	110 x 10.0	100	4"	200	5.40	1.25	1.50	1.2	100	2.9	A
1000-200125-001*	125 / 200	125 x 11.4	100	4"	200	6.38	1.50	1.75	1.2	80	2.9	A
Double line												
1030-125025-001	25 + 25 / 125	25 x 2.3	20	¾"	125	1.80	0.60	1.50	1.2	300	2.9	A
1030-125032-001	32 + 32 / 125	32 x 2.9	25	1"	125	1.90	0.60	1.50	1.2	300	2.9	A
1030-160032-001	32 + 32 / 160	32 x 2.9	25	1"	160	2.14	0.60	1.50	1.2	150	2.9	A
1030-160040-001	40 + 40 / 160	40 x 3.7	32	1 ½"	160	2.50	0.80	1.50	1.2	150	2.9	A
1030-160050-001	50 + 50 / 160	50 x 4.6	40	1 ½"	160	3.00	0.80	1.50	1.2	150	2.9	A
1030-200063-001	63 + 63 / 200	63 x 5.8	50	2"	200	4.50	1.25	1.50	1.2	100	2.9	A
Flexalen 600SL - Straight length												
Single line												
1011-125063-015	63 / 125	63 x 5.8	50	2"	125	2.43	0.80			6		B
1011-160075-015	75 / 160	75 x 6.8	65	2 ½"	160	3.03	0.80			6		B
1011-160090-015	90 / 160	90 x 8.2	80	3"	160	3.64	1.00			6		B
Flexalen 600 - Coils Double line (without EVOH layer)												
Double line												
1020-125025-001*	25 + 25 / 125	25 x 2.3	20	¾"	125	1.80	0.60	1.50	1.2	300	2.9	A
1020-125032-001*	32 + 32 / 125	32 x 2.9	25	1"	125	1.90	0.60	1.50	1.2	300	2.9	A
1020-160040-001*	40 + 40 / 160	40 x 3.7	32	1 ½"	160	2.50	0.80	1.50	1.2	150	2.9	A
1020-160050-001*	50 + 50 / 160	50 x 4.6	40	1 ½"	160	3.00	0.80	1.50	1.2	150	2.9	A
1020-200063-001*	63 + 63 / 200	63 x 5.8	50	2"	200	4.50	1.25	1.50	1.2	100	2.9	A

* Service pipe without EVOH layer



Flexalen® 600 Water

Flexalen® 600 is a pre-insulated flexible plastic pipe system produced conform the European standard EN15632-1,3 (DOC) and KIWA system certified as well as third-party controlled according BRL-K17401. The PB service pipe has several drinking water approvals like KTW (DE), WRAS(UK), ATA(NL), ACS (FR) and many more.



Application: Hot- and cold drinking water application.
Assembly: see installation manual and instruction leaflets.

Material: Service pipe: PB (Polybutene) SDR11 - 95°C 8bar; 95°C 5bar (d125mm); Insulation layer: PO (Polyolefine foam); Casing pipe: HDPE (High density Polyolefine)

Product code	Dimension	Service pipe OD x e [mm]	Service pipe OD x e [mm]	Service pipe [DN]	Service pipe [Inch]	Casing pipe OD [mm]	Weight [kg/m]	min. bending Radius [m]	Coil I.D. [m]	Coil Width max. [m]	Length max. [m]	Coil O.D. max. [m]	Availability
Flexalen 600 - Coils													
Single line													
1000-090025-001	25 / 90	25 x 2.3		20	3/4"	90	0.75	0.40	1.50	1.2	500	2.9	A
1000-090032-001	32 / 90	32 x 2.9		25	1"	90	0.86	0.40	1.50	1.2	500	2.9	A
1000-090040-001	40 / 90	40 x 3.7		32	1 1/8"	90	1.00	0.50	1.50	1.2	500	2.9	A
+ 1000-125040-001	40 / 125	40 x 3.7		32	1 1/8"	125	1.98	0.50	1.50	1.2	300	2.9	B
1000-090050-001	50 / 90	50 x 4.6		40	1 1/2"	90	1.22	0.50	1.50	1.2	500	2.9	A
+ 1000-125050-001	50 / 125	50 x 4.6		40	1 1/2"	125	2.08	0.70	1.50	1.2	300	2.9	A
+ 1000-160050-001	50 / 160	50 x 4.6		40	1 1/2"	160	2.40	0.70	1.50	1.2	150	2.9	B
1000-125063-001	63 / 125	63 x 5.8		50	2"	125	2.43	0.80	1.50	1.2	300	2.9	A
+ 1000-160063-001	63 / 160	63 x 5.8		50	2"	160	2.75	0.80	1.50	1.2	150	2.9	B
1000-125075-001	75 / 125	75 x 6.8		65	2 1/2"	125	3.03	0.80	1.50	1.2	300	2.9	A
+ 1000-160075-001	75 / 160	75 x 6.8		65	2 1/2"	160	3.03	0.80	1.50	1.2	150	2.9	A
1000-160090-001	90 / 160	90 x 8.2		80	3"	160	3.64	1.00	1.50	1.2	150	2.9	A
1000-200110-001	110 / 200	110 x 10.0		100	4"	200	5.40	1.25	1.50	1.2	100	2.9	A
1000-200125-001	125 / 200	125 x 11.4		100	4"	200	6.38	1.50	1.75	1.2	80	2.9	A
Double line													
1020-125025-001	25 + 25 / 125	25 x 2.3	25 x 2.3	20 + 20	3/4" + 3/4"	125	1.80	0.60	1.50	1.2	300	2.9	A
1120-125000-001	32 + 25 / 125	32 x 2.9	25 x 2.3	25 + 20	1" + 3/4"	125	1.50	0.60	1.50	1.2	300	2.9	A
1120-160000-001	40 + 25 / 160	40 x 3.7	25 x 2.3	32 + 20	1 1/8" + 3/4"	160	2.60	0.80	1.50	1.2	150	2.9	A
1120-160002-001	50 + 32 / 160	50 x 4.6	32 x 2.9	40 + 25	1 1/2" + 1"	160	3.01	0.90	1.50	1.2	150	2.9	A
1121-200005-001	63 + 32 / 200	63 x 5.8	32 x 2.9	50 + 25	2" + 1"	200	3.35	1.00	1.50	1.2	50	2.4	B
1121-200006-001	63 + 40 / 200	63 x 5.8	40 x 3.7	50 + 32	2" + 1 1/8"	200	3.49	1.00	1.50	1.2	50	2.4	B
Flexalen 600SL - Straight length													
Single line													
1001-125063-015	63 / 125	63 x 5.8		50	2"	125	2.43	0.80			6		B
1001-160075-015	75 / 160	75 x 6.8		65	2 1/2"	160	3.03	0.80			6		B
1001-160090-015	90 / 160	90 x 8.2		80	3"	160	3.64	1.00			6		B
1001-200110-015	110 / 200	110 x 10.0		100	4"	200	5.40	1.25			6		B
1001-200125-015	125 / 200	125 x 11.4		100	4"	200	6.38	1.50			6		B
1001-200125-030	125 / 200	125 x 11.4		100	4"	200	6.38	1.50			12		B



Flexalen® 600 Water FP (Frost protection)

Flexalen® 600 is a pre-insulated flexible plastic pipe system produced conform the European standard EN15632-1,3 (DOC) and KIWA system certified as well as third-party controlled according BRL-K17401. The PB service pipe has several drinking water approvals like KTW (DE), WRAS(UK), ATA(NL), ACS (FR) and many more.



Application: Hot- and cold drinking water application with Trace heating cable.

Assembly: see installation manual and instruction leaflets.

Material: Service pipe: PB (Polybutene) SDR11 - 95°C, 8bar; Insulation layer: PO (Polyolefine foam); Casing pipe: HDPE (High density Polyolefine); Trace heating frost protection cable.


Product code	Dimension	Service pipe OD x e [mm]	Service pipe (DN)	Service pipe (inch)	Casing pipe OD [mm]	Frost protection cable [W/m]	Weight [kg/m]	min. bending Radius [m]	Coil I.D. [m]	Coil Length max. [m]	Coil O.D. max. [m]	Coil Width max. [m]	Availability
1040-090025-001	25 / 90	25 x 2.3	20	¾"	90	20	0.85	0.40	1.50	500*	2.9	1.2	A
1040-090032-001	32 / 90	32 x 2.9	25	1"	90	20	0.96	0.40	1.50	500*	2.9	1.2	A
1041-125040-001	40 / 125	40 x 3.7	32	1 ¼"	125	20	2.08	0.50	1.50	50	2.4	1.2	B
1041-125050-001	50 / 125	50 x 4.6	40	1 ½"	125	20	2.18	0.70	1.50	50	2.4	1.2	B
1041-160063-001	63 / 160	63 x 5.8	50	2"	160	20	2.85	0.80	1.50	50	2.4	1.2	B
1040-160075-001	75 / 160	75 x 6.8	65	2 ½"	160	20	3.13	0.80	1.50	150	2.9	1.2	C (800m)
1040-160090-001	90 / 160	90 x 8.2	80	3"	160	20	3.74	1.00	1.50	150	2.9	1.2	C (550m)
1040-200110-001	110 / 200	110 x 10.0	100	4"	200	20	5.50	1.25	1.50	100	2.9	1.2	C (500m)

*for installation the max. electrical circuit allowed has to be respected!

Frost protection cable Accessories

required for operation, additional accessories available on demand

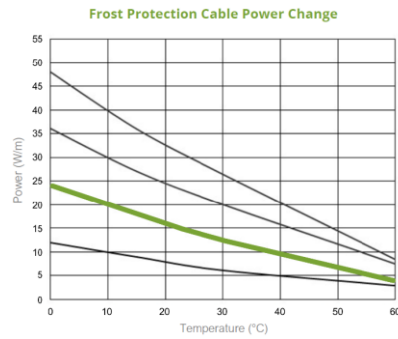
Product code	Dimension	Weight [kg/m]	Availability
7043-000000-000	Termination & connection set to electricity supply	0.34	A
7043-000000-100	Junction set for Heating cable	0.52	A
7043-000000-300	T derivation set for Heating cable	0.70	A
7043-000000-400	Termination set for Heating cable	0.03	A
7043-000100-501	Electronic surface Thermostat with pipe sensor (230V)	0.62	A



Frost protection cable specification

Power @ 10°C	20W/m*
Nominal voltage	230V
max. pipe surface temperature	Energized 65°C Deenergized 80°C
max. length	170m

*power changes depending on the temperature and prevents overheating





Flexalen® 600 Heating

Short length package

Double line

Flexalen® 600 is a pre-insulated flexible plastic pipe system produced conform the European standard EN15632-1,3 (DOC), QB08 certified (CSTB) and KIWA system certified as well as third-party controlled according BRL KOMO 5609-2 and BRL-K17401.

Application: Local heating, Heat pump connections

Assembly: see included instruction leaflet. No special tools required.

Material: Service pipe: PB (Polybutene) SDR11 - 95°C, 8bar; Insulation layer: PO (Polyolefine foam); Casing pipe: HDPE (High density Polyolefine)

Set: flexible, pre-insulated PB double line with Oxygen barrier incl. Accessories for short A to B connection in soil

- ✓ In a compact carton box 145x145x35/50 cm
- included Accessories:
- ✓ 4x Compression fittings for PB service pipe
- ✓ 2x Rubber end caps
- ✓ 1x Warning tape**



Item code	Dimension	Description	Packaging Carton box size [cm]	Packing Unit [m]	Weight [kg]	Availability
2x d25 mm (3/4", DN20) Ø 125 mm						
Accessories included:		4x Compression fitting 2x Rubber end caps 1x Warning tape				
1033-125025-020	25 + 25 / 125	Flexalen 600: 2 x 25 mm + Accessories	145 x 145 x 35	8 Set	21.7	A
1033-125025-035	25 + 25 / 125	Flexalen 600: 2 x 25 mm + Accessories	145 x 145 x 35	12 Set	23.9	A
1033-125025-040	25 + 25 / 125	Flexalen 600: 2 x 25 mm + Accessories	145 x 145 x 50	16 Set	23.7	A
1033-125025-045	25 + 25 / 125	Flexalen 600: 2 x 25 mm + Accessories	145 x 145 x 50	20 Set	29.0	A
2x d32 mm (1", DN25) Ø 125 mm						
Accessories included:		4x Compression fitting 2x Rubber end caps 1x Warning tape				
1033-125032-020	32 + 32 / 125	Flexalen 600: 2 x 32 mm + Accessories	145 x 145 x 35	8 Set	19.9	A
1033-125032-035	32 + 32 / 125	Flexalen 600: 2 x 32 mm + Accessories	145 x 145 x 35	12 Set	27.7	A
1033-125032-040	32 + 32 / 125	Flexalen 600: 2 x 32 mm + Accessories	145 x 145 x 50	16 Set	25.9	A
1033-125032-045	32 + 32 / 125	Flexalen 600: 2 x 32 mm + Accessories	145 x 145 x 50	20 Set	31.7	A
2x d40 mm (5/4", DN32) Ø 160 mm						
Accessories included:		4x Compression fitting 2x Rubber end caps 1x Warning tape				
1033-160040-020	40 + 40 / 160	Flexalen 600: 2 x 40 mm + Accessories	145 x 145 x 35	8 Set	27.9	A
1033-160040-035	40 + 40 / 160	Flexalen 600: 2 x 40 mm + Accessories	145 x 145 x 50	12 Set	31.5	A
1033-160040-040	40 + 40 / 160	Flexalen 600: 2 x 40 mm + Accessories	145 x 145 x 50	16 Set	40.7	A
1033-160040-045	40 + 40 / 160	Flexalen 600: 2 x 40 mm + Accessories	delivered as pipe coil	20 Set	50.0	A

** Warning tape includes three languages: English, French, German

OTHER LENGTHS ARE AVAILABLE

1033-125025-001	25 + 25 / 125	Flexalen 600 Double OD125/2x025 RED SET 1.0m	145 x 145 x 35	1	Set	9.2	B
1033-125025-002	25 + 25 / 125	Flexalen 600 Double OD125/2x025 RED SET 2.0m	145 x 145 x 35	2	Set	10.5	B
1033-125025-003	25 + 25 / 125	Flexalen 600 Double OD125/2x025 RED SET 3.0m	145 x 145 x 35	3	Set	11.8	B
1033-125025-004	25 + 25 / 125	Flexalen 600 Double OD125/2x025 RED SET 4.0m	145 x 145 x 35	4	Set	13.2	B
1033-125025-005	25 + 25 / 125	Flexalen 600 Double OD125/2x025 RED SET 5.0m	145 x 145 x 35	5	Set	14.5	B
1033-125025-015	25 + 25 / 125	Flexalen 600 Double OD125/2x025 RED SET 6.0m	145 x 145 x 35	6	Set	15.9	B
1033-125025-017	25 + 25 / 125	Flexalen 600 Double OD125/2x025 RED SET 7.0m	145 x 145 x 35	7	Set	17.2	B
1033-125025-022	25 + 25 / 125	Flexalen 600 Double OD125/2x025 RED SET 9.0m	145 x 145 x 35	9	Set	19.9	B
1033-125025-025	25 + 25 / 125	Flexalen 600 Double OD125/2x025 RED SET 10.0m	145 x 145 x 35	10	Set	21.2	B
1033-125025-032	25 + 25 / 125	Flexalen 600 Double OD125/2x025 RED SET 11.0m	145 x 145 x 35	11	Set	22.6	B
1033-125025-036	25 + 25 / 125	Flexalen 600 Double OD125/2x025 RED SET 13.0m	145 x 145 x 35	13	Set	25.2	B
1033-125025-038	25 + 25 / 125	Flexalen 600 Double OD125/2x025 RED SET 14.0m	145 x 145 x 50	14	Set	21.0	B
1033-125025-039	25 + 25 / 125	Flexalen 600 Double OD125/2x025 RED SET 15.0m	145 x 145 x 50	15	Set	22.3	B
1033-125025-042	25 + 25 / 125	Flexalen 600 Double OD125/2x025 RED SET 17.0m	145 x 145 x 50	17	Set	25.0	B
1033-125025-043	25 + 25 / 125	Flexalen 600 Double OD125/2x025 RED SET 18.0m	145 x 145 x 50	18	Set	26.3	B
1033-125025-044	25 + 25 / 125	Flexalen 600 Double OD125/2x025 RED SET 19.0m	145 x 145 x 50	19	Set	27.7	B
1033-125025-046	25 + 25 / 125	Flexalen 600 Double OD125/2x025 RED SET 25.0m	145 x 145 x 50	25	Set	35.7	B
1033-125032-001	32 + 32 / 125	Flexalen 600 Double OD125/2x032 RED SET 1.0m	145 x 145 x 35	1	Set	9.8	B
1033-125032-002	32 + 32 / 125	Flexalen 600 Double OD125/2x032 RED SET 2.0m	145 x 145 x 35	2	Set	11.2	B
1033-125032-003	32 + 32 / 125	Flexalen 600 Double OD125/2x032 RED SET 3.0m	145 x 145 x 35	3	Set	12.7	B
1033-125032-004	32 + 32 / 125	Flexalen 600 Double OD125/2x032 RED SET 4.0m	145 x 145 x 35	4	Set	14.1	B
1033-125032-005	32 + 32 / 125	Flexalen 600 Double OD125/2x032 RED SET 5.0m	145 x 145 x 35	5	Set	15.6	B
1033-125032-015	32 + 32 / 125	Flexalen 600 Double OD125/2x032 RED SET 6.0m	145 x 145 x 35	6	Set	17.0	B
1033-125032-017	32 + 32 / 125	Flexalen 600 Double OD125/2x032 RED SET 7.0m	145 x 145 x 35	7	Set	18.5	B
1033-125032-022	32 + 32 / 125	Flexalen 600 Double OD125/2x032 RED SET 9.0m	145 x 145 x 35	9	Set	21.4	B
1033-125032-025	32 + 32 / 125	Flexalen 600 Double OD125/2x032 RED SET 10.0m	145 x 145 x 35	10	Set	22.8	B
1033-125032-032	32 + 32 / 125	Flexalen 600 Double OD125/2x032 RED SET 11.0m	145 x 145 x 35	11	Set	24.3	B
1033-125032-036	32 + 32 / 125	Flexalen 600 Double OD125/2x032 RED SET 13.0m	145 x 145 x 35	13	Set	27.2	B
1033-125032-038	32 + 32 / 125	Flexalen 600 Double OD125/2x032 RED SET 14.0m	145 x 145 x 50	14	Set	28.6	B
1033-125032-039	32 + 32 / 125	Flexalen 600 Double OD125/2x032 RED SET 15.0m	145 x 145 x 50	15	Set	30.1	B
1033-125032-042	32 + 32 / 125	Flexalen 600 Double OD125/2x032 RED SET 17.0m	145 x 145 x 50	17	Set	33.0	B
1033-125032-043	32 + 32 / 125	Flexalen 600 Double OD125/2x032 RED SET 18.0m	145 x 145 x 50	18	Set	28.8	B
1033-125032-044	32 + 32 / 125	Flexalen 600 Double OD125/2x032 RED SET 19.0m	145 x 145 x 50	19	Set	30.3	B
1033-125032-046	32 + 32 / 125	Flexalen 600 Double OD125/2x032 RED SET 25.0m	145 x 145 x 50	25	Set	39.0	B
1033-160040-001	40 + 40 / 160	Flexalen 600 Double OD160/2x040 RED SET 1.0m	145 x 145 x 35	1	Set	11.7	B
1033-160040-002	40 + 40 / 160	Flexalen 600 Double OD160/2x040 RED SET 2.0m	145 x 145 x 35	2	Set	14.0	B
1033-160040-003	40 + 40 / 160	Flexalen 600 Double OD160/2x040 RED SET 3.0m	145 x 145 x 35	3	Set	16.3	B
1033-160040-004	40 + 40 / 160	Flexalen 600 Double OD160/2x040 RED SET 4.0m	145 x 145 x 35	4	Set	18.6	B
1033-160040-005	40 + 40 / 160	Flexalen 600 Double OD160/2x040 RED SET 5.0m	145 x 145 x 35	5	Set	20.9	B
1033-160040-015	40 + 40 / 160	Flexalen 600 Double OD160/2x040 RED SET 6.0m	145 x 145 x 35	6	Set	23.2	B
1033-160040-017	40 + 40 / 160	Flexalen 600 Double OD160/2x040 RED SET 7.0m	145 x 145 x 35	7	Set	25.6	B
1033-160040-022	40 + 40 / 160	Flexalen 600 Double OD160/2x040 RED SET 9.0m	145 x 145 x 35	9	Set	30.2	B
1033-160040-025	40 + 40 / 160	Flexalen 600 Double OD160/2x040 RED SET 10.0m	145 x 145 x 50	10	Set	26.9	B
1033-160040-032	40 + 40 / 160	Flexalen 600 Double OD160/2x040 RED SET 11.0m	145 x 145 x 50	11	Set	29.2	B
1033-160040-036	40 + 40 / 160	Flexalen 600 Double OD160/2x040 RED SET 13.0m	145 x 145 x 50	13	Set	33.8	B
1033-160040-038	40 + 40 / 160	Flexalen 600 Double OD160/2x040 RED SET 14.0m	145 x 145 x 50	14	Set	36.1	B
1033-160040-039	40 + 40 / 160	Flexalen 600 Double OD160/2x040 RED SET 15.0m	145 x 145 x 50	15	Set	38.4	B
1033-160040-042	40 + 40 / 160	Flexalen 600 Double OD160/2x040 RED SET 17.0m	145 x 145 x 50	17	Set	43.0	B
1033-160040-043	40 + 40 / 160	Flexalen 600 Double OD160/2x040 RED SET 18.0m	145 x 145 x 50	18	Set	45.3	B
1033-160040-044	40 + 40 / 160	Flexalen 600 Double OD160/2x040 RED SET 19.0m	145 x 145 x 50	19	Set	47.6	B



Flexalen® PU

Flexalen® PU is a fully flexible pre-insulated plastic pipe system and produced conform to the European standard EN15632-1, 2 (DOC), QB08 certified (CSTB) and KIWA system certified as well as third-party controlled according BRL KOMO 5609-2. The PB service pipes are conform to EN-ISO 15876.

Application: District Heating and Cooling

Assembly: see installation manual and instruction leaflets.

Material: Service pipe: PB (Polybutene) SDR11 - 95°C, 8bar; Insulation layer: PUR (Polyurethane); Casing pipe: LDPE (Low density Polyolefine)

REMARK: This product is not available in AUSTRIA



Product code	Dimension	Service pipe OD x e [mm]	Service pipe [DN]	Service pipe [Inch]	Casing pipe OD [mm]	Weight [kg/m]	min. bending radius [m]	Coil I.D. [m]	Coil Width max. [m]	Coil Length max. [m]	Coil O.D. max. [m]	Availability
Single line												
1210-091025-001	25 / 91	25 x 2.3	20	¾"	91	1.22	0.55	1.6	1.2	570	2.9	A
1210-091032-001	32 / 91	32 x 2.9	25	1"	91	1.30	0.55	1.6	1.2	570	2.9	A
1210-111040-001	40 / 111	40 x 3.7	32	1 ¼"	111	1.80	0.60	1.6	1.2	410	2.6	A
1210-126050-001	50 / 126	50 x 4.6	40	1 ½"	126	2.32	1.00	1.6	1.2	300	2.6	A
1210-142063-001	63 / 142	63 x 5.8	50	2"	142	3.00	1.00	1.7	1.2	225	2.9	A
1210-162075-001	75 / 162	75 x 6.8	65	2 ½"	162	3.85	1.10	1.9	1.2	150	2.9	A
1210-182090-001	90 / 182	90 x 8.2	80	3"	182	4.90	1.30	1.9	1.2	86	2.9	A
Double line												
1230-111025-001	25 + 25 / 111	25 x 2.3	20	¾"	111	1.73	0.60	1.6	1.2	410	2.9	A
1230-126032-001	32 + 32 / 126	32 x 2.9	25	1"	126	2.23	1.00	1.6	1.2	300	2.9	A
1230-142040-001	40 + 40 / 142	40 x 3.7	32	1 ¼"	142	2.85	1.00	1.7	1.2	225	2.9	A
1230-182050-001	50 + 50 / 182	50 x 4.6	40	1 ½"	182	4.31	1.30	2.0	1.2	86	2.9	A
1230-202063-001	63 + 63 / 202	63 x 5.8	50	2"	202	5.44	1.40	2.0	1.2	80	2.9	A
1230-202075-001*	75 + 75 / 202	75 x 6.8	65	2 ½"	202	6.27	1.40	2.0	1.2	80	2.9	B

* this product is only allowed to be used in combination with Compression fitting system / NO WELDING!



Flexalen® PU SL

Flexalen® PU SL is a semi-flexible pre-insulated plastic pipe system. The PB service pipes are conform to EN-ISO 15876. The PUR foam and HDPE casing pipe of the semi-flexible pre-insulated pipes fulfil the functional requirements according EN253.


Application: District Heating and Cooling; Hot- and cold drinking water application (only products without EVOH layer)

Assembly: see installation manual and instruction leaflets.

Material: Service pipe: PB (Polybutene) SDR11 - 95°C. 8bar (d32-110mm); 95°C 5bar (d125-315mm)

Insulation layer: PUR (Polyurethane);

Casing pipe: HDPE (High density Polyolefine)



Product code	Dimension	Service pipe OD x e [mm]	Service pipe [DN]	Service pipe [Inch]	Casing pipe OD [mm]	Weight [kg/m]	min. bending Radius [m]	Length [m]	Availability
Double line (PB EVOH)									
1922-125032-015	32 + 32 / 125	32 x 2.9	25	1"	125	2.23	-	5.8	R
1922-140040-015	40 + 40 / 140	40 x 3.7	32	1 ½"	140	2.85	-	5.8	R
1922-180050-015	50 + 50 / 180	50 x 4.6	40	1 ½"	180	4.31	-	5.8	R
1922-200063-015	63 + 63 / 200	63 x 5.8	50	2"	200	5.44	-	5.8	R
Single line (PB EVOH)									
1921-140063-015	63 / 140	63 x 5.8	50	2"	140	3.00	12.00	5.8	R
1921-160075-015	75 / 160	75 x 6.8	65	2 ½"	160	3.85	12.00	5.8	R
1921-180090-015	90 / 180	90 x 8.2	80	3"	180	4.90	16.00	5.8	R
Single line									
1920-200110-030	110 / 200	110 x 10.0	100	4"	200	6.30	16.00	11.8	A
1920-200125-030	125 / 200	125 x 11.4	100	4"	200	7.40	16.00	11.8	A
1920-225140-030	140 / 225	140 x 12.7	125	5"	225	9.00	18.00	11.8	B
1920-250160-030	160 / 250	160 x 14.6	150	6"	250	11.70	20.00	11.8	B
1920-250160-015	160 / 250	160 x 14.6	150	6"	250	11.70	20.00	5.8	B
1920-315225-030	225 / 315	225 x 20.5	200	8"	315	22.00	26.00	11.8	B
1920-315225-010	225 / 315	225 x 20.5	200	8"	315	22.00	26.00	5.8	B
1920-450315-005	315 / 450	315 x 28.6	300	12"	450	36.00		3	C (200m)
1920-450315-010	315 / 450	315 x 28.6	300	12"	450	36.00		6	C (200m)



Flexalen® Multiline

Extremely flexible and multifunctional for heating, hot water and circulations applications

Application: Short distance A-B connection for Heating, combined with Hot-domestic drinking water and optional circulation line

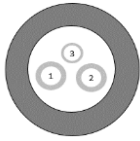
Assembly: see installation manual and instruction leaflets.

Material: Service pipe: PB (Polybutene) SDR11 - 95°C, 8bar; Insulation layer: PO (Polyolefine foam); Casing pipe: HDPE (High density Polyolefine)



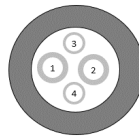
PB service pipe OD x s [mm]		x	Casing pipe OD [mm]		→	Combinations				
Heating	Water		Number of service pipes							
						1	2	3	4	
50 x 4.6	50 x 4.6		160		Casing pipe 160	32	32	25	25	Max. PB OD
40 x 3.7	40 x 3.7		200			25	25	20	20	Min. PB OD
32 x 3.0	32 x 2.9					50	50	40	32	Max. PB OD
25 x 2.3	25 x 2.3					40	40	32	25	
	20 x 2.8				Casing pipe 200	32	32	25	20	Min. PB OD

Possible combinations



3 Service pipes

Product code:
1131-XXXXXX-XXX



4 Service pipes

Product code:
1141-XXXXXX-XXX

Casing pipe	PB Service pipe		
	1	2	3
160	25	25	20
	25	25	25
	32	32	20
	32	32	25
200	32	32	32
	40	40	20
	40	40	25
	50	50	20
	50	50	25
	50	50	32

Casing pipe	PB Service pipe			
	1	2	3	4
160	25	25	20	20
	25	25	25	20
	25	25	25	25
	32	32	20	20
	32	32	25	20
	32	32	25	25
	32	32	32	25
	32	32	32	32
200	40	40	20	20
	40	40	25	20
	40	40	25	25
	40	40	32	20
	40	40	32	25
	40	40	32	32
	40	40	40	20
	40	40	40	25
	40	40	40	32
	50	50	20	20
	50	50	25	20
	50	50	25	25
	50	50	32	20
	50	50	32	25
	50	50	32	32
	50	50	40	20
50	50	40	25	
50	50	40	32	

Availability B
max. coil length 50m




ProtecTube

Universal ducting as thermal and sound insulation as well as mechanical protection for a wide scope of applications

Application: Feedline for heat pumps, empty piping with thermal insulation, mechanical protection for pipes and cables

Assembly: see installation manual and instruction leaflets.

Material: Insulation layer: PO (Polyolefine foam); Casing pipe: HDPE (High density Polyolefine)



Product code	Casing pipe OD [mm]	Bore ID [mm]	Weight [kg/m]	min. bending Radius [m]	Coil I.D. [m]	Coil O.D. [m]	Coil Width max. [m]	Coil Length max. [m]	Availability
1100-090000-000	90	40 - 45	0.57	0.30	1.5	2.9	1.2	500	A
1100-125000-000	125	63 - 68	0.91	0.40	1.5	2.9	1.2	300	A
1100-160000-000	160	90 - 95	1.41	0.60	1.5	2.9	1.2	150	A
1100-200000-000	200	110 - 115	1.82	0.80	1.5	2.9	1.2	80	A



Rubber End Caps Flexalen® Multiline

Application: Heating and Sanitary
System: Flexalen Multiline
Assembly: no tools required
Material: EPDM



Product code	Service pipe				Casing pipe OD [mm]	Weight [kg]	Availability
	1	2	3	4			
Multiline*							
1744-160000-000	40 - 25	32 - 20	25 - 20	25 - 20	160	0.20	A
1744-200000-000	63 - 32	50 - 32	40 - 25	32 - 20	200	0.30	A

* all Ends of the rubber end cap für Multilines are closed at delivery.

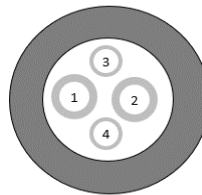
FLEXALEN RUBBER END CAPS

Casing pipe OD 160

1	2	3	4
40	32	25	25
32	25	20	20
25	20		

Casing pipe OD 200

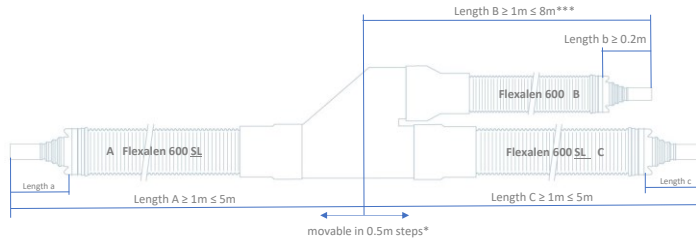
1	2	3	4
63	50	40	32
50	40	32	25
40	32	25	20
32			





FlexaLink Flexalen® 600

FlexaLink pre-fabricated House connection for Flexalen® 600 single lines
Heating / Sanitary



STANDARD INSULATION RANGE				
Casing OD [mm]	Main line** Service pipe OD [mm]	House connection***		
		25 (90)	32 (90)	40 (90)
90	25	O	-	-
	32	O	R	-
	40	O	O	R
125	50	O	O	O
	63	O	O	O
	75	O	O	O
160	90	O	O	O
	110	O	O	O

O = available R=on request - = not possible
* House connection (B) can be moved in steps of 0.5 meter over mainline (where length A and C are minimum 1 meter)
** Mainline dimension A + C always the same, reduction with socket and reducers in the field.
*** For house connection line please add 1m for bending

Pipe ends	
Length a	200 mm ± 10
Length c	200 mm ± 10
Length b	≥ 200 mm (200 =standard)

Flexalen PB service pipe ends are always pre-scraped!

House connection - Length B



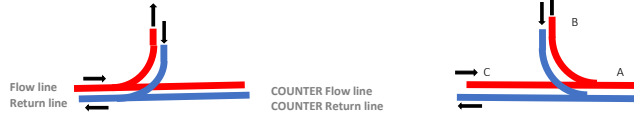
Item code / Price request

(use the following syntax for the product description and request)

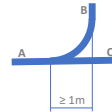
FlexaLink [Dim. mainline A+C] - [Dim. h.connection B] [PB pipe Grey / RED] [L A]m/[L B]m/[L C]m

Examples:
FlexaLink OD090/032 - OD090/025 RED 2,0m/3,5m/2,5m
FlexaLink OD125/063 - OD090/032 GREY 2,5m/3,5m/3,0m

Design possibilities



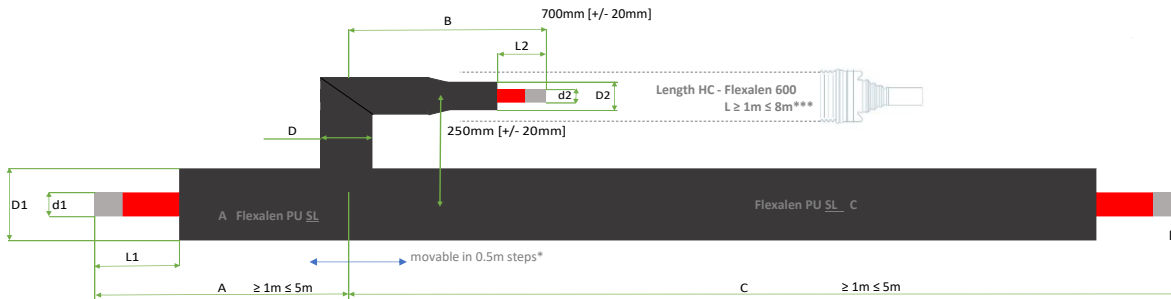
The FlexaLink prefabrications can be, depending on the situation, installed in both directions. In flow direction but also in counter flow direction.



For the positioning of the FlexaLink and the trench preparation a distance / bending radius of ≥ 1m needs to be considered. The pipe does not leave in 90° the branch location like in traditional T-branches.

FlexaLink Flexalen®

FlexaLink pre-fabricated House connection with Flexalen®PU SL mainline / Flexalen® 600 house connection line single or double line system Heating / Sanitary



Single line					
Casing OD [mm]	Main line** Service pipe OD [mm]	House connection***			
		25 (90)	32 (90)	40 (90)	40 (125)
90	25	O			
	32	O	R	-	-
110	40	O	O	R	
125	50	O	O	O	-
140	63	O	O	O	-
160	75	O	O	O	-
180	90	O	O	O	-
200	110	O	O	O	-

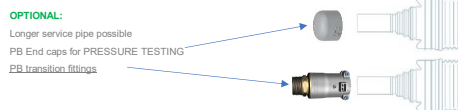
Double line					
Casing OD [mm]	Main line** Service pipe OD [mm]	House connection			
		25+25 (125)	32+32 (125)	32+32 (160)	40 + 40 (160)
125	32+32	O	O	-	-
140	40+40	O	O	-	-
160	32+32	R	R	-	-
	40+40	R	R	-	R
	50+50	R	R	-	R
180	50+50	O	O	-	O
200	63+63	O	O	-	O

O = available R=on request - = not possible
 * House connection (B) can be moved in steps of 0.5 meter over mainline (where length A and C are minimum 1 meter)
 ** Mainline dimension A + C always the same, reduction with socket and reducers in the field.
 *** For house connection line please add 1m for bending

Pipe ends			
Single line		Double line	
L1	200 mm ± 10	L1	150mm +20
L2	200 mm ± 10	L2	150mm +20
L3	200 mm ± 10	L3	150mm +20

Flexalen PB service pipe ends are always pre-scraped! Distance between the service pipes = 18 - 20mm

Flexalen 600 - House connection - Length HC



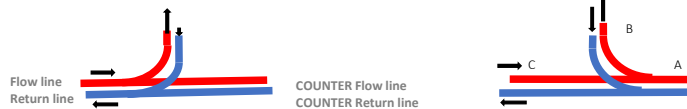
Item code / Price request
 (use the following syntax for the product description and request)

FlexaLink [Dim. mainline A+C] - [Dim. h.connection B] [PB pipe Grey / RED] [L A]m/[L B]m/[L C]m

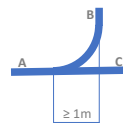
Examples:
 FlexaLink OD090/032 - OD090/025 RED 2,0m/3,5m/2,5m
 FlexaLink OD125/063 - OD090/032 GREY 2,5m/3,5m/3,0m
 FlexaLink OD160/50+50 - OD125/25+25 Grey 2,0m/6,0m/4,0



Design possibilities

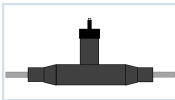


The FlexaLink prefabrications can be, depending on the situation, installed in both directions. In flow direction but also in counter flow direction.



For the positioning of the FlexaLink and the trench preparation a distance / bending radius of ≥ 1m needs to be considered. The pipe does not leave in 90° the branch location like in traditional T-branches.





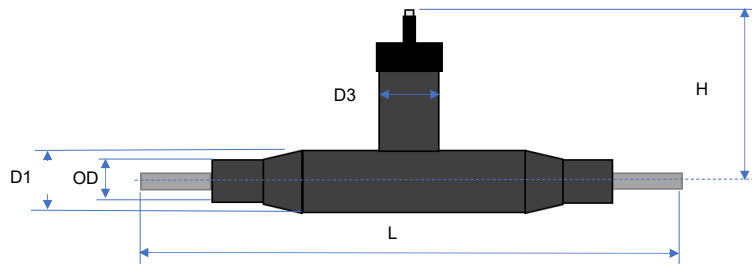
Pre-insulated valve



Pre-insulated high quality "DE Valves" with PUR foam and Casing fulfilling functional requirement EN488 for District Heating.

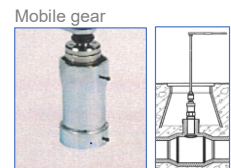
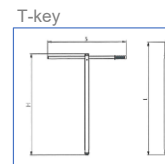
Product code	Dimension	Service pipe OD x s [mm]	Casing pipe OD [mm]	D1 [mm]	D3 [mm]	L [mm]	H [mm]	Weight [kg]	Suitable Handle / Gear	Suitable Spindle Extension Pipes	Availability
1738-025090-000	25 / 90	25 x 2.3	90	110	110	1500	480	6.75	T-key	110	C
1738-032090-000	32 / 90	32 x 2.9	90	110	110	1500	480	7.06	T-key	110	C
1738-040090-000	40 / 90	40 x 3.7	90	125	110	1500	485	9.01	T-key	110	C
1738-040110-000	40 / 110	40 x 3.7	110	125	110	1500	485	9.09	T-key	110	C
1738-050125-000	50 / 125	50 x 4.6	125	140	110	1500	495	10.50	T-key	110	C
1738-063125-000	63 / 125	63 x 5.8	125	140	110	1500	500	12.82	T-key	110	C
1738-063140-000	63 / 140	63 x 5.8	140	160	110	1500	500	12.91	T-key	110	C
1738-075160-000	75 / 160	75 x 6.8	160	180	110	1500	505	17.23	T-key	110	C
1738-090160-000	90 / 160	90 x 8.2	160	200	110	1600	515	21.44	T-key	110	C
1738-090180-000	90 / 180	90 x 8.2	180	200	110	1600	515	21.54	T-key	110	C
1738-110200-000	110 / 200	110 x 10.0	200	225	140	1600	525	32.10	T-key / mobile	140	C
1738-125200-000	125 / 200	125 x 11.4	200	250	140	1600	525	34.65	T-key / mobile	140	C
1738-140225-000	140 / 225	140 x 12.7	225	280	140	1700	545	46.35	T-key / mobile	140	C
1738-160250-000	160 / 250	160 x 14.6	250	315	140	1700	565	63.82	T-key / mobile	140	C

DE Valves



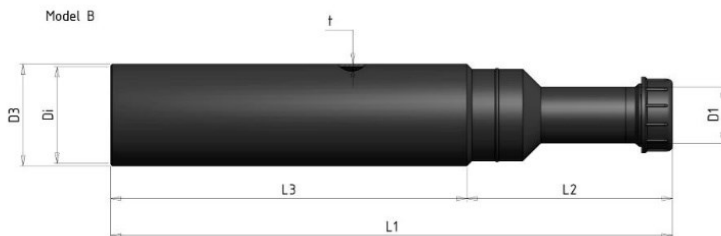
Handle / Gear

Product code	Description	L [mm]	H [mm]	S [mm]	Weight [kg]	Availability
1738-090250-100	Valve T-key 19/27 L 1000m	1140	1040	820	4.10	C
1738-090250-101	Mobile gear				16.00	C



Spindle Extension Pipes

Product code	Description	Dimension Ø / D3	D1 [mm]	L1 [mm]	L2 [mm]	L3 [mm]	Weight [kg]	Availability
1738-000110-100	Spindle extension pipe with screw lid, shrinkable	110	110	800	150	650	1.00	C
1738-000140-100		140	110	1000	400	600	1.00	C





Compression fitting system BCA


Application: Heating and Sanitary, accessible

System: Flexalen 600, Flexalen PU, Flexalen Multiline

Assembly: no special tools required

Gasket (63-110): Material=EPDM

REMARK: For drinking water application in the Netherlands.



Product code	Service pipe OD x e [mm]	Transition	L [mm]	Weight [kg]	Availability
Compression Fitting BCA Male Thread					
1730-020000-004	20x2.8	1/2"	42	0.15	B
1730-025000-001	25x2.3	3/4"	46	0.18	B
1730-032000-001	32x2.9	1"	57	0.29	B
1730-040000-001	40x3.7	5/4"	61	0.41	B
1730-050000-001	50x4.6	6/4"	65	0.58	B
1730-063000-001*	63x5.8	2"	97	1.74	B
1730-075000-001*	75x6.9	2 1/2"	104	2.09	B
1730-090000-001*	90x8,2	3"	88	2.81	B
1730-110000-001*	110x10,0	4"	95	3.43	B

* not included in the system certification





Compression fitting system

Application: Heating and Sanitary, underground installation

System: Flexalen 600, Flexalen PU, Flexalen Multiline

Assembly: no special tools required

Material: CW625N, CB770S, S355 (fitting body / Steel adapter)

REMARK: Not certified for drinking water applications in the Netherlands (BRL K17401)



Product code	Service pipe OD x e [mm]	Transition	L total length [mm]	L1 insertion depth [mm]	Weight [kg]	Availability
Compression Coupler SDR11						
1730-025025-480	25 x 2.3		68	26	0.27	A
1730-032032-480	32 x 2.9		75	29	0.44	A
1730-040040-480	40 x 3.7		90	36	0.82	A
1730-050050-480	50 x 4.6		90	36	0.99	A
1730-063063-480	63 x 5.8		110	46	1.69	A
1730-075075-480	75 x 6.8		128	53	2.64	A
1730-090090-480	90 x 8.2		144	58	4.01	A
1730-110110-480	110 x 10.0		168	70	6.35	A
1730-125125-480	125 x 11.4		167	69	8.10	B
1730-140140-480	140 x 12.7		169	70	10.17	B
1730-160160-480	160 x 14.6		169	70	11.64	B







Compression Fitting SDR11 Male Thread						
1730-020000-481*	20 x 2.8	3/4"	61	25.5	0.19	A
1730-025000-487**	25 x 2.3	1"	53		0.20	B
1730-025000-481	25 x 2.3	3/4"	61	26	0.19	A
1730-032000-481	32 x 2.9	1"	68	29	0.32	A
1730-040000-481	40 x 3.7	5/4"	77	36	0.55	A
1730-050000-481	50 x 4.6	6/4"	79	36	0.64	A
1730-063000-481	63 x 5.8	2"	97	46	1.13	A
1730-075000-481	75 x 6.8	2 1/2"	107	53	1.68	A
1730-090000-481	90 x 8.2	3"	119	58	2.59	A
1730-110000-481	110 x 10.0	4"	135	70	4.05	A
1730-110000-487**	110 x 10.0	3"	130	70	4.06	B
1730-125000-481	125 x 11.4	5"	144	69	5.44	A
1730-140000-481	140 x 12.7	5"	137	70	6.71	B
1730-160000-481	160 x 14.6	6"	145	70	7.64	B



Compression Fitting SDR11 Weld Adapter PB/Steel						
1738-025000-480	25 x 2.3	DN20	61	26	0.18	A
1738-032000-480	32 x 2.9	DN25	63	29	0.28	A
1738-040000-480	40 x 3.7	DN32	75	36	0.50	A
1738-050000-480	50 x 4.6	DN40	84	36	0.64	A
1738-063000-480	63 x 5.8	DN50	88	46	0.97	A
1738-075000-480	75 x 6.8	DN65	101	53	1.57	B
1738-090000-480	90 x 8.2	DN80	108	58	2.29	B
1738-110000-480	110 x 10.0	DN100	114	70	3.53	B
1738-125000-480	125 x 11.4	DN100	120	69	4.34	B
1738-140000-480	140 x 12.7	DN125	120	70	5.60	B
1738-160000-480	160 x 14.6	DN150	145	70	7.23	B
1738-032000-488**	32 x 2.9	32	63	29	0.28	B
1738-040000-488**	40 x 3.7	38	75	36	0.50	B
1738-050000-488**	50 x 4.6	45	84	36	0.64	B
1738-063000-488**	63 x 5.8	57	88	46	0.97	B
1738-110000-488**	110 x 10.0	108	114	70	3.53	B
1738-140000-488**	140 x 12.7	133	120	75	5.60	B

* SDR7.4 / S3.2 ** only for the russian market

Product code	Thread M1	Thread M2	L [mm]	H [mm]	Weight [kg/m]	Availability
Brass T-piece female for Compression Fitting System						
	1730-025000-484	3/4"	50	45	0.18	A
	1730-032000-484	1"	60	51	0.28	A
	1730-040000-484	5/4"	72	61	0.44	A
	1730-050000-484	6/4"	84	71	0.64	A
	1730-063000-484	2"	116	92	0.90	A
	1730-075000-484	2 1/2"	130	109	1.82	B
	1730-090000-484	3"	145	123	2.34	B
	1730-110000-484	4"	181	156	3.82	B
	1730-125000-484	5"	238	198	7.00	B
Brass Reducer M/F for Compression Fitting System						
	1730-032025-485	1"	3/4"	22	0.18	A
	1730-040032-485	5/4"	1"	24	0.18	A
	1730-050040-485	6/4"	5/4"	26	0.28	A
	1730-063032-485	2"	1"	32	0.27	A
	1730-063040-485	2"	5/4"	32	0.50	A
	1730-063050-485	2"	6/4"	32	0.49	A
	1730-075050-485	2 1/2"	6/4"	37	0.64	B
	1730-075063-485	2 1/2"	2"	37	0.63	B
	1730-090063-485	3"	2"	40	0.96	B
	1730-090075-485	3"	2 1/2"	40	0.64	B
	1730-110063-485	4"	2"	48	2.17	B
	1730-110075-485	4"	2 1/2"	48	1.76	B
	1730-110090-485	4"	3"	48	1.48	B
	1730-125090-485	5"	3"	57	3.12	B
	1730-125110-485	5"	4"	57	2.04	B
Brass Socket female for Compression Fitting System						
	1730-025025-486	3/4"	37		0.15	A
	1730-032032-486	1"	37		0.15	A
	1730-040040-486	5/4"	45		0.22	A
	1730-050050-486	6/4"	53		0.31	A
	1730-063063-486	2"	57		0.44	A
Brass Elbow female 90° for Compression Fitting System						
	1730-025000-483	3/4"	60	60	0.20	B
	1730-032000-483	1"	61	61	0.26	B
	1730-040000-483	5/4"	69	69	0.36	B
	1730-050000-483	6/4"	76	76	0.52	B
	1730-063000-483	2"	92	92	0.73	B
	1730-075000-483	2 1/2"	109	109	1.47	B
	1730-090000-483	3"	124	124	1.95	B
	1730-110000-483	4"	157	157	3.28	B
	1730-125000-483	5"	198	198	5.29	B

Flange transition

Application: Heating and Sanitary
System: Flexalen 600, Flexalen PU
Assembly: Electro- and Polyfusion socket welding
Material: Polybuten PB-H

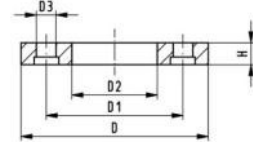
Item code	Service pipe OD [mm]	L [mm]	Weight [kg]	Availability
Electrofusion Flange Adaptor*				
1737-025000-000	25	73	0.02	B
1737-032000-000	32	75	0.03	B
1737-040000-000	40	83	0.07	B
1737-050000-000	50	88	0.09	B
1737-063000-000	63	93	0.17	A
1737-075000-000	75	153	0.31	A
1737-090000-000	90	167	0.47	A
1737-110000-000	110	180	0.77	A



Item code	Service pipe OD [mm]	L [mm]	Weight [kg]	Availability
Polyfusion Flange Adaptor				
1737-025000-001	25	23	0.01	B
1737-032000-001	32	25	0.02	B
1737-040000-001	40	27	0.03	B
1737-050000-001	50	30	0.04	B
1737-063000-001	63	33	0.06	B
1737-075000-001	75	35	0.09	B
1737-090000-001	90	42	0.14	B
1737-110000-001	110	49	0.23	B



Item code	Service pipe OD [mm]	L [mm]	Weight [kg]	Availability
Flange Gasket (Material: EPDM)				
1737-025000-004	25		0.01	B
1737-032000-004	32		0.02	B
1737-040000-004	40		0.02	B
1737-050000-004	50		0.03	B
1737-063000-004	63		0.04	A
1737-075000-004	75		0.05	A
1737-090000-004	90		0.06	A
1737-110000-004	110		0.10	A



Item code	Service pipe OD [mm]	L [mm]	Weight [kg]	Availability	D [mm]	D1 [mm]	D2 [mm]	D3 [mm]	H [mm]	NH	Bolt	Torque [Nm]
Backing Ring PN10 (Material: plastic coated steel backing ring)												
1737-025000-005	25		0.50	B	118	75	34	14	18	4	M12x 75	10
1737-032000-005	32		0.50	B	122	85	42	14	17	4	M12x 75	10
1737-040000-005	40		0.60	B	142	100	51	18	17	4	M16x 80	15
1737-050000-005	50		0.75	B	156	110	62	18	19	4	M16x 85	15
1737-063000-005	63		0.84	A	171	125	78	18	20	4	M16x 85	20
1737-075000-005	75		1.13	A	191	145	92	18	21	4	M16x 90	25
1737-090000-005	90		1.09	A	206	160	110	18	21	8	M16x 90	15
1737-110000-005	110		1.47	A	226	180	133	18	22	8	M16x 95	20



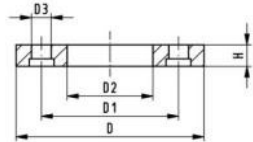
* to be used in combination Electrofusion sockets

Application: Heating and Sanitary
Assembly: Butt fusion welding
Material: Polybuten PB-H

Item code	Service pipe OD [mm]	L [mm]	Weight [kg]	Availability
Buttfusion / Electrofusion Flange Adaptor**				
1737-125000-003	125	170	0.86	A
1737-140000-003	140	*	2.91	B
1737-160000-003	160	200	1.67	B
1737-225000-003	225	200	3.00	B
1737-315000-003	315	291	5.00	B



Item code	Service pipe OD [mm]	L [mm]	Weight [kg]	Availability
Buttfusion Flange - Gasket (Material: EPDM)				
1737-125000-004	125		0.16	A
	140		--> 160 Gasket	
1737-160000-004	160		0.23	B
1737-225000-004	225		0.14	B
1737-315000-004	315		2.00	B



Item code	Service pipe OD [mm]	L [mm]	Weight [kg]	Availability	D [mm]	D1 [mm]	D2 [mm]	D3 [mm]	H [mm]	NH	Bolt	Torque [Nm]
Buttfusion Flange - Backing Ring PN10 (Material: plastic coated steel backing ring)												
1737-125000-005	125		1.28	A	226	180	135	18	23	8	M16x 130	25
	140		--> 160 Backing Ring									
1737-160000-005	160		2.41	B	296	240	178	22	28	8	M20x 140	35
1737-225000-005	225		3.60	B	350	295	238	22	31	8	M20x 160	45
1737-315000-005	315		5.00	B								



* is a 1737-160000-003 + welded on reduction from 160/140 (1722-160110-002)

** can be butt welded and used in combination with Electrofusion sockets

Flange Set

Flange Set including:
 1x PB flange adapter, 1x Backing Ring and 1x Flat sealing Gasket

Item code	Description	Weight [kg]	Availability
1737-063000-008	Flange set PB063 for EF	1.06	A
1737-075000-008	Flange set PB075 for EF	1.50	A
1737-090000-008	Flange set PB090 for EF	1.63	A
1737-110000-008	Flange set PB110 for EF / BF	2.34	A
1737-125000-008	Flange set PB125 for EF / BF	2.31	B
1737-160000-008	Flange set PB160 for EF / BF	4.30	B
1737-225000-010	Flange set PB225 for EF / BF	6.74	B



PB Transition fittings

Application: Heating and Sanitary
System: Flexalen 600, Flexalen PU

Item code	Service pipe OD [mm]	Transition	L [mm]	Weight [kg]	Availability
Electrofusion Transition PB - Male Thread					

Assembly: Electrofusion socket welding
Material: Polybuten PB-H; Brass; EPDM-Sealing

1738-020000-011	20	1/2"	90	0.12	B
1738-020001-011	20	3/4"	92	0.13	B
1738-025000-011	25	3/4"	96	0.17	B
1738-025001-011	25	1"	98	0.18	B
1738-032000-011	32	1"	102	0.23	B
1738-040000-011	40	5/4"	122	0.43	B
1738-050000-011	50	6/4"	127	0.55	B
1738-063000-011	63	2"	150	0.94	B



Transition PB spigot - Male Thread					
---	--	--	--	--	--

Assembly: Electro- and Polyfusion socket welding
Material: Polybuten PB-H; Brass; EPDM-Sealing

1738-020000-006	20	1/2"	99	0.11	B
1738-025000-006	25	3/4"	104	0.13	B
1738-032000-006	32	1"	111	0.21	B
1738-040000-006	40	5/4"	133	0.41	B
1738-050000-006	50	6/4"	138	0.55	B
1738-063000-006	63	2"	156	1.39	B



Electrofusion Transition PB - Union Male Thread					
--	--	--	--	--	--

Assembly: Electrofusion socket welding
Material: Polybuten PB-H; incl. O-Ring (EPDM)

1738-020000-002	20	1/2"	109	0.25	B
1738-025000-002	25	3/4"	116	0.33	B
1738-032000-002	32	1"	124	0.48	B
1738-040000-002	40	5/4"	137	0.73	B
1738-050000-002	50	6/4"	143	0.84	B
1738-063000-002	63	2"	158	1.20	B



Electrofusion Transition PB - Union Female Male Thread					
---	--	--	--	--	--

Assembly: Electrofusion socket welding
Material: Polybuten PB-H; incl. O-Ring (EPDM)

1738-020000-003	20	1/2"	93	0.25	B
1738-025000-003	25	3/4"	99	0.30	B
1738-032000-003	32	1"	104	0.42	B
1738-040000-003	40	5/4"	115	0.61	B
1738-050000-003	50	6/4"	121	0.74	B
1738-063000-003	63	2"	132	1.08	B



Item code	Service pipe OD [mm]	Transition	L [mm]	Weight [kg]	Availability
-----------	----------------------	------------	--------	-------------	--------------

Polyfusion Socket Transition PB - Union Male Thread

Assembly: Polyfusion socket welding

Material: Polybuten PB-H; incl. O-Ring (EPDM)

1738-020000-004	20	1/2"	63	0.22	B
1738-025000-004	25	3/4"	67	0.32	B
1738-032000-004	32	1"	73	0.47	B
1738-040000-004	40	5/4"	80	0.63	B
1738-050000-004	50	6/4"	83	0.72	B
1738-063000-004	63	2"	92	1.01	B

Polyfusion socket Transition PB - Union Female Male Thread

Assembly: Polyfusion socket welding

Material: Polybuten PB-H; incl. O-Ring (EPDM)

1738-020000-005	20	1/2"	47	0.22	B
1738-025000-005	25	3/4"	50	0.27	B
1738-032000-005	32	1"	53	0.27	B
1738-040000-005	40	5/4"	58	0.60	B
1738-050000-005	50	6/4"	61	0.70	B
1738-063000-005	63	2"	66	0.95	B





Polyfusion Socket Fittings

Application: Heating and Sanitary
System: Flexalen 600, Flexalen PU
Assembly: Polyfusion socket welding
Material: Polybuten PB-H

Item code	Service pipe OD [mm]		L [mm]	H / L2 [mm]	Weight [kg]	Availability
	d1	d2				
Polyfusion Socket						
1710-020000-000	20		33		0.01	B
1710-025000-000	25		39		0.02	A
1710-032000-000	32		43		0.03	A
1710-040000-000	40		48		0.05	B
1710-050000-000	50		54		0.07	B
1710-063000-000	63		60		0.12	B
1710-075000-000	75		69		0.15	B
1710-090000-000	90		80		0.24	A
1710-110000-000	110		94		0.42	B
Polyfusion Socket Reducer						
1712-025020-000	25	20	33		0.02	A
1712-032020-000	32	20	40		0.02	B
1712-032025-000	32	25	40		0.02	A
1712-040020-000	40	20	42		0.02	B
1712-040025-000	40	25	42		0.03	A
1712-040032-000	40	32	42		0.03	A
1712-050020-000	50	20	55		0.04	B
1712-050025-000	50	25	55		0.04	B
1712-050032-000	50	32	55		0.04	B
1712-050040-000	50	40	55		0.05	A
1712-063020-000	63	20	58		0.06	B
1712-063025-000	63	25	58		0.06	B
1712-063032-000	63	32	58		0.07	B
1712-063040-000	63	40	58		0.07	A
1712-063050-000	63	50	58		0.08	A
1712-075063-000	75	63	67		0.12	A
1712-090063-000	90	63	74		0.15	A
1712-090075-000	90	75	74		0.16	B
1712-110063-000	110	63	86		0.23	B
1712-110075-000	110	75	86		0.23	B
1712-110090-000	110	90	86		0.27	B
Polyfusion T-pieces 90°						
1711-020020-020	20		56	28	0.03	B
1711-025020-020	25	20	64	32	0.03	B
1711-025020-025	25	20	64	32	0.03	B
1711-025025-020	25	25	64	32	0.03	B
1711-025025-025	25		64	32	0.04	A
1711-032020-032	32	20	76	38	0.04	B
1711-032025-032	32	25	76	38	0.04	A
1711-032032-032	32		76	38	0.05	A
1711-040025-040	40	25	88	44	0.08	A
1711-040040-040	40		88	44	0.11	A
1711-050025-050	50	25	102	51	0.13	B
1711-050050-050	50		102	51	0.15	A
1711-063025-063	63	25	124	62	0.25	A
1711-063063-063	63		124	62	0.32	A
1711-075075-075	75		150	75	0.38	A
1711-090090-090	90		176	88	0.69	A
1711-110110-110	110		210	105	1.12	A



Item code	Service pipe OD [mm]		L [mm]	H / L2 [mm]	Weight [kg]	Availability
	d1	d2				
Polyfusion Elbow 90°						
1713-020090-000	20		28	28	0.02	A
1713-025090-000	25		32	32	0.02	A
1713-032090-000	32		38	38	0.04	A
1713-040090-000	40		44	44	0.08	A
1713-050090-000	50		51	51	0.12	A
1713-063090-000	63		62	62	0.22	A
1713-075090-000	75		75	75	0.30	A
1713-090090-000	90		88	88	0.47	A
1713-110090-000	110		105	105	0.86	A
Polyfusion Elbow 45°						
1713-020045-000	20		22	22	0.02	B
1713-025045-000	25		25	25	0.03	A
1713-032045-000	32		30	30	0.03	B
1713-040045-000	40		34	34	0.06	B
1713-050045-000	50		39	39	0.09	B
1713-063045-000	63		45	45	0.15	B
1713-075045-000	75		51	51	0.22	B
1713-090045-000	90		58	58	0.34	B
1713-110045-000	110		68	68	0.62	B
Polyfusion Elbow 45° socket-spigot						
1713-025045-001	25		44	32	0.02	A
1713-032045-001	32		50	38	0.04	B
1713-040045-001	40		58	44	0.07	B
1713-050045-001	50		70	51	0.12	A
1713-063045-001	63		82	62	0.23	B
Polyfusion Elbow 90° socket-spigot						
1713-020090-001	20		22	30	0.01	B
1713-025090-001	25		25	35	0.02	B
Polyfusion Gate Valve						
1714-020000-000	20		80	112	0.38	B
1714-025000-000	25		80	112	0.37	B
1714-032000-000	32		86	112	0.39	B
1714-040000-000	40		110	165	1.10	B
1714-050000-000	50		120	165	1.15	B
1714-063000-000	63		150	165	1.49	B
Poly fusion End Cap						
1715-020000-000	20		24		0.01	B
1715-025000-000	25		28		0.01	B
1715-032000-000	32		32		0.02	B
1715-040000-000	40		38		0.02	B
1715-050000-000	50		44		0.05	B
1715-063000-000	63		50		0.08	B
1715-090000-001	90		230		0.57	B
1715-110000-001	110		235		0.83	B



H=Spigot centre-end

H=Spigot centre-end



Buttfusion Fittings

Application: Heating and Sanitary
System: Flexalen 600, Flexalen PU
Assembly: Butt fusion welding
Material: Polybuten PB-H



Item code	Service pipe			L1 [mm]	L2 [mm]	Weight [kg]	Availability
	d1	d2	d3				
Buttfusion T 90° Equal							
1721-125125-125	125	125	125	366	183	2.40	B
1721-160160-160	160	160	160	420	210	4.31	B
1721-225225-225	225	225	225	540	270	11.98	B
1721-315315-315	315	315	315	560	280	20.11	B
Buttfusion reducer							
1722-125110-000	125	110		215		2.41	B
1722-160110-002	160/140	125/110		146		0.40	A
1722-160125-000	160	125		245		1.26	B
1722-160140-001	160	140		86		0.23	A
1722-225160-000	225	160		280		2.80	B
1722-315225-000	315	225		158		7.93	B
Buttfusion Elbow 90°							
1723-125090-000	125			182	182	1.62	B
1723-140090-001	140			*	*	9.26	B
1723-160090-000	160			213	213	3.08	B
1723-225090-000	225			270	270	7.80	B
1723-315090-000	315			522	522	20.99	B
Buttfusion Elbow 45°							
1723-125045-000	125			140	140	1.25	B
1723-140045-001	140			*	*	7.41	B
1723-160045-000	160			162	162	2.38	B
1723-225045-000	225			200	200	6.07	B
1723-315045-000	315			245	245	14.00	B

COMING SOON!

DISCONTINUED!

segmented bend

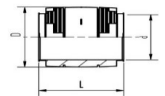
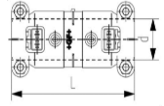
segmented bend



Electrofusion Socket Fittings

Application: Heating and Sanitary
System: Flexalen 600, Flexalen PU
Assembly: Butt fusion welding
Material: Polybuten PB-H

Item code	Service pipe OD [mm]			L1 [mm]	L2 [mm]	Weight [kg]	Availability
	d1	d2	d3				
Electrofusion Socket d20 - 110							
1700-020000-000	20			80		0.03	A
1700-025000-000	25			85		0.04	A
1700-032000-000	32			85		0.05	A
1700-040000-000	40			95		0.08	A
1700-050000-000	50			99		0.12	A
1700-063000-000	63			102		0.18	A
1700-075000-000	75			134		0.32	A
1700-090000-000	90			147		0.52	A
1700-110000-000	110			160		0.77	A
Electrofusion Socket d125 - 225							
1700-125000-000	125			186		1.50	A
1700-160000-000	160			190		2.02	A
1700-225000-000	225			220		4.47	B
Electrofusion T 90°							
1701-020020-020	20			108	54	0.07	B
1701-025025-025	25			116	58	0.09	A
1701-032025-025	32	25	25	120	58	0.10	B
1701-032025-032	32	25	32	120	58	0.10	A
1701-032032-032	32			120	60	0.12	A
1701-040025-040	40	25	40	138	63	0.12	A
1701-040032-040	40	32	40	138	63	0.17	B
1701-040040-040	40			138	69	0.19	A
1701-050025-050	50	25	50	156	72	0.25	B
1701-050032-050	50	32	50	156	72	0.36	B
1701-050050-050	50			156	78	0.29	A
1701-063025-063	63	25	63	172	81	0.36	B
1701-063040-063	63	40	63	172			C
1701-063063-063	63			172	86	0.45	A
1701-075075-075	75			224	112	0.75	A
1701-090090-090	90			254	127	0.89	B
1701-110110-110	110			292	146	1.88	B



Item code	Service pipe OD [mm]			L1 [mm]	L2 [mm]	Weight [kg]	Availability	
	d1	d2	d3					
Electrofusion Reducer								
1702-025020-000	25	20		86		0.03	A	
1702-032025-000	32	25		89		0.04	A	
1702-040025-000	40	25		104		0.06	A	
1702-040032-000	40	32		95		0.06	A	
1702-050025-000	50	25		104		0.08	A	
1702-050032-000	50	32		95		0.08	A	
1702-050040-000	50	40		103		0.09	A	
1702-063025-000	63	25		104		0.11	A	
1702-063032-000	63	32		95		0.10	A	
1702-063040-000	63	40		103		0.12	A	
1702-063050-000	63	50		106		0.14	A	
1702-075025-001	75	25		137		0.22	A	Special reducer
1702-075032-001	75	32		139		0.22	A	Special reducer
1702-075040-001	75	40		145		0.25	A	Special reducer
1702-075050-001	75	50		148		0.27	A	Special reducer
1702-075063-000	75	63		129		0.23	A	
1702-090025-001	90	25		136		0.27	A	Special reducer
1702-090032-001	90	32		138		0.28	B	Special reducer
1702-090040-001	90	40		144		0.30	B	Special reducer
1702-090050-001	90	50		147		0.34	B	Special reducer
1702-090063-000	90	63		128		0.29	A	
1702-090075-000	90	75		143		0.35	A	
1702-110025-001	110	25		143		0.41	B	Special reducer
1702-110032-001	110	32		145		0.43	B	Special reducer
1702-110040-001	110	40		151		0.45	B	Special reducer
1702-110050-001	110	50		154		0.48	B	Special reducer
1702-110063-000	110	63		135		0.41	A	
1702-110075-000	110	75		150		0.46	A	
1702-110090-000	110	90		165		0.58	A	



Item code	Service pipe OD [mm]			L1 [mm]	L2 [mm]	Weight [kg]	Availability
	d1	d2	d3				
Electrofusion Elbow 90°							
1703-020090-000	20			54	54	0.03	B
1703-025090-000	25			58	58	0.04	A
1703-032090-000	32			60	60	0.08	A
1703-040090-000	40			69	69	0.13	A
1703-050090-000	50			78	78	0.21	A
1703-063090-000	63			86	86	0.33	A
1703-075090-000	75			112	112	0.52	A
1703-090090-000	90			127	127	0.81	A
1703-110090-000	110			146	146	1.33	B
Electrofusion Elbow 45°							
1703-025045-000	25			50	50	0.04	B
1703-032045-000	32			51	51	0.06	B
1703-040045-000	40			58	58	0.07	B
1703-050045-000	50			63	63	0.15	B
1703-063045-000	63			68	68	0.33	B
1703-075045-000	75			88	88	0.45	B
1703-090045-000	90			98	98	0.70	B
1703-110045-000	110			111	111	1.10	B
Electrofusion Gate Valve							
1704-020000-000	20			172	112	0.38	B
1704-025000-000	25			178	112	0.39	B
1704-032000-000	32			188	112	0.43	B
1704-040000-000	40			224	165	1.14	B
1704-050000-000	50			240	165	1.27	B
1704-063000-000	63			282	165	1.56	B
Electrofusion End Cap							
1705-020000-000	20			70		0.03	B
1705-025000-000	25			77		0.04	B
1705-032000-000	32			83		0.05	B
1705-040000-000	40			95		0.10	B
1705-050000-000	50			104		0.15	B
1705-063000-000	63			116		0.27	B





Insulation Coupler / Reducer Type 1

Kit set consisting of shrinkable sliding sleeve with 1 hole and adhesive, 3 heat shrink sleeves, PU 2k foam insulation incl. instruction, 1 ventilation plug, 1 weld plug and Instruction leaflet.

Application: Heating and Sanitary

System: Flexalen 600, Flexalen PU

Assembly: see instruction leaflet

Material: PE sliding socket, 2k PUR foam, Shrink sleeves



Product code	Dimension	ID [mm]	L [mm]	Weight [kg]	Availability
Insulation Coupler					
1748-090090-000	90-91	104	700	1.50	A
1748-110110-000	110-111	125	700	1.90	A
1748-125125-000	125-126	140	700	2.20	A
1748-140140-000	140-142	155	700	2.60	A
1748-160160-000	160-162	175	700	3.20	A
1748-180180-000	180-182	196	700	3.60	A
1748-200200-000	200-202	216	800	4.40	A
1748-225225-000	225	242	700	4.80	B
1748-250250-000	250	267	700	5.60	B
1748-315315-000	315	337	700	8.30	B
1748-450450-000	450	472	700	16.60	B
Insulation Reduction Coupler					
1750-110090-000	110/90	125/104	700	2.10	C
1750-125090-000	125/90	140/104	700	2.10	A
1750-125110-000	125/110	140/125	700	2.10	C
1750-140090-000	140/90	155/104	700	2.40	C
1750-140110-000	140/110	155/125	700	2.40	C
1750-140125-000	140/125	155/140	700	2.60	C
1750-160090-000	160/90	175/104	700	2.60	A
1750-160110-000	160/110	175/125	700	2.90	C
1750-160125-000	160/125	175/140	700	2.90	A
1750-160140-000	160/140	175/155	700	3.20	C
1750-180090-000	180/90	196/104	700	3.60	C
1750-180110-000	180/110	196/125	700	3.80	C
1750-180125-000	180/125	196/140	700	3.80	C
1750-180140-000	180/140	196/155	700	3.90	C
1750-180160-000	180/160	196/175	700	3.90	C
1750-200090-000	200/90	216/104	800	4.00	B
1750-200110-000	200/110	216/125	800	4.10	C
1750-200125-000	200/125	216/140	800	4.20	A
1750-200140-000	200/140	216/155	800	4.20	C
1750-200160-000	200/160	216/175	800	4.40	A
1750-200180-000	200/180	216/196	800	4.40	C



Insulation Coupler / Reducer PO

Kit set consisting of shrinkable sliding sleeve, 2 heat shrink sleeves, PO insulation and Instruction leaflet.

Application: Heating and Sanitary

System: Flexalen 600

Assembly: see instruction leaflet

Material: PE sliding socket, PE insulation foam, Shrink sleeves



Product code	Dimension	ID [mm]	L [mm]	Weight [kg]	Availability
Insulation Coupler					
1746-090075-000	90	104	700	0.95	A
1746-125125-000	125	140	700	1.39	A
1746-160160-000	160	175	700	1.78	A
1746-200200-000	200	216	800	2.68	A
Insulation Reduction Coupler					
1747-125090-000	125/90	140/104	700	1.21	A
1747-160090-000	160/90	175/104	700	1.22	A
1747-160125-000	160/125	175/140	700	1.62	A
1747-200090-000*	200/90	216/104	700	1.80	A
1747-200125-000	200/125	216/140	700	1.91	A
1747-200160-000	200/160	216/175	700	2.36	A

DISCONTINUED!

* available as long as stock lasts, replacement product: 1750-200090-000



Insulation Coupler / Reducer Type 0

Kit set consisting of thermal insulation tube and cold shrinking tape.

Application: Heating and Sanitary, not for underground installation.

System: Flexalen 600

Assembly: see instruction leaflet

Material: PE insulation foam, special cold shrinking tape



Product code	Dimension	ID [mm]	L [mm]	Weight [kg]	Availability
Insulation Coupler					
1746-090090-001	OD090/ID25-32	40-45	500	0.16	C
1746-125125-001	OD125/ID40-50	63-68	500	0.24	C
1746-160160-001	OD160/ID50-63	90-95	500	0.73	C
1746-160160-002	OD160/ID75-90	125	500	0.78	C
1746-200200-001	OD200/ID110	170	500	0.89	C
Insulation Reduction Coupler					
1747-125090-001	OD125/40 > OD90/32	76	500	0.23	C
1747-160125-001	OD160/63 > OD125/50	114	500	0.40	C



Insulation Blind cap

Kit set consisting of shrinkable sliding sleeve closed on one side (Blind connection) and 1 heat shrink sleeves.

Application: Heating and Sanitary

System: Flexalen 600, Flexalen PU

Assembly: see instruction leaflet

Material: PE blind cap casing socket, Shrink sleeves



Product code	Dimension	L [mm]	included Heat shrink sleeve	Weight [kg]	Availability
Insulation End Cap					
1792-090000-000	90	500	1743-090090-000	0.09	B
1792-125000-000	125	700	1743-110110-000	0.12	B
1792-160000-000	160	700	1743-160160-000	0.16	B
1792-200000-000	200	700	1743-225200-000	2.22	B
1792-225000-000	225	700	1743-250250-000	2.84	B
1792-250000-000	250	700	1743-250250-000	3.00	B



Insulation Kit Flexalen 600

Kit set consisting of 2 T- / L- piece half shell set, 1 structural adhesive 310ml tube, Set of bolts, nuts and washer, 1 heat adhesive sealing patch, PU 2k foam insulation incl. instruction, 1 ventilation plug and Instruction leaflet.

Application: Heating and Sanitary

System: Flexalen 600

Assembly: see instruction leaflet

Material: Half-shell set male/female: ABS, 2k-PUR foam blastic bottles



Product code	Product	Dimension Casing pipe OD [mm]	Service pipe OD [mm]	L [mm]	W [mm]	H [mm]	Weight [kg]	Availability
1799-125200-001	T-piece	125/160/200	single 40 - 63 double 25+25 - 50+50	1200	730	230	21.6	A
1799-125200-101	L-piece (Elbow 90°)	125/160/200	single 40 - 63 double 25+25 - 50+50	800	700	230	17	A

All sizes are end to end or outside edge to end.



Insulation Kit T-piece Flexalen PU

Insulation Half-shell T piece incl. Accessories, Set 2k PUR foam. Adapter for the sealing / connecting the casing pipe needs to be added separately - not included in the T piece.

Application: Heating

System: Flexalen PU

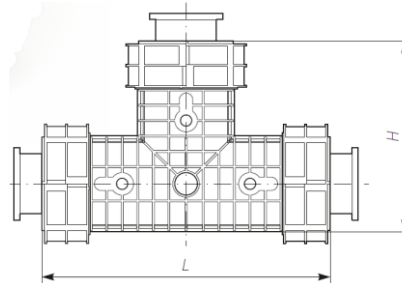
Assembly: see instruction leaflet

Material: Half-shell set male/femal: ABS, 2k-PUR foam blastic bottles; Gaskets: EPDM

REMARK: Not available in Germany and Austria!



Product code	Dimension Casing pipe OD [mm]	Type	L [mm]	H [mm]	Weight [kg]	Availability
Insulation Kit T-piece PU						
2751-076142-000	91 - 142	Small	580	380	2.82	C
2751-076202-000	91 - 202	Big	700	500	8.00	C
Adapter for Casing pipes for Insulation Kit T-piece PU						
2753-142091-000	91	Adapter for Small			0.60	C
2753-142111-000	111	Adapter for Small			0.60	C
2753-142126-000	126	Adapter for Small			0.60	C
2753-142142-000	142	Adapter for Small			0.60	C
2753-202091-000	91	Adapter for Big			0.80	C
2753-202111-000	111	Adapter for Big			0.80	C
2753-202126-000	126	Adapter for Big			0.80	C
2753-202142-000	142	Adapter for Big			0.80	C
2753-202162-000	162	Adapter for Big			0.80	C
2753-202182-000	182	Adapter for Big			0.80	C
2753-202202-000	202	Adapter for Big			0.80	C





Rubber End Caps Flexalen 600

Application: Heating and Sanitary

System: Flexalen 600; to be installed at all pipe ends - also in insulation sockets, etc. -- non-bonded system

Assembly: no special tools required

Material: EPDM



Product code	Service pipe OD [mm]				Casing pipe OD [mm]	Weight [kg]	Availability
	1	2	3	4			
Single line							
1741-090050-020	50 - 20				90	0.10	A
1741-125075-032	75 - 32				125	0.18	A
1741-160090-050	90 - 50				160	0.22	A
1741-200125-110	125 - 110				200	0.20	A
Double line							
1742-125032-020	32 - 20	32 - 20			125	0.18	A
1742-160050-032	50 - 32	50 - 32			160	0.20	A
1742-200063-063	63	63			200	0.23	A



Heat Shrink End Cap Flexalen PU

Application: Heating and Sanitary; only required

System: Flexalen PU; only required at house entries for sealing the insulation -- bonded system

Assembly: flame torch

Material: crosslinked polymer and high temperature adhesive

Product code	Casing pipe		Service pipe		Number Service pipes	Weight [kg]	Availability
	OD [mm]	shrink range [mm]	OD [mm]	shrink range [mm]			
Single Line							
1745-025025-000	91	107 - 47	25	30 - 10	1	0.18	A
1745-032032-000	91	107 - 75	32	40 - 24	1	0.18	B
1745-040050-000	111-126	148 - 75	40-50	60 - 24	1	0.18	B
1745-063075-000	142-162	195 - 130	63-75	95 - 50	1	0.18	A
1745-090125-000	182-202	240 - 145	90-125	145 - 68	1	0.18	A
1745-140140-000	225	270 - 145	140	150 - 68	1	0.18	B
1745-160160-000	250	295 - 220	160	180 - 120	1	0.22	B
1745-225225-000	315	360 - 220	225	255 - 120	1	0.40	B
1745-315315-000	450	540 - 340	315	415 - 200	1	0.50	B
Double Line							
1745-025025-200	111	135 - 80	25	28 - 10	2	0.18	A
1745-032040-200	126-142	160 - 105	32-40	60-24/ 50-20	2	0.18	A
1745-050050-200	182	235 - 135	50	60 - 24	2	0.18	A
1745-063075-200	202	250 - 175	63-75	85 - 55	2	0.18	B





Pipe clamps Flexalen 600

Application: Heating and Sanitary

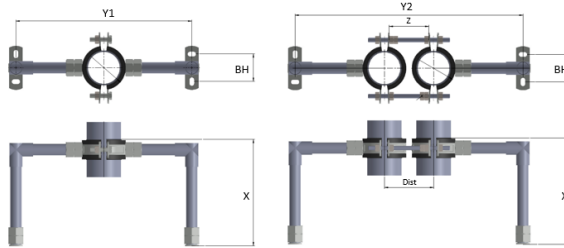
System: Flexalen 600 (not required for Flexalen PU)

Assembly: Wrench

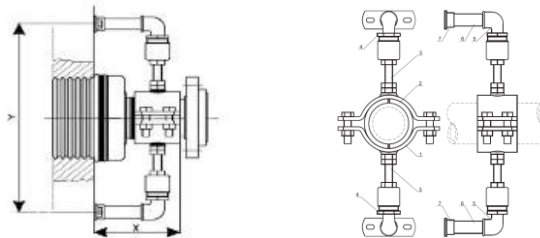
Material: High quality steel construction; EPDM lining inlay (OD25-63mm); galvanized steel construction with PB half shell inlay (OD75-110mm) and special bond layer (OD125mm)



Product code	Service pipe OD [mm]		X [mm]	Y / Y1 [mm]	Y2 [mm]	Z [mm]	Dist [mm]	BH [mm]	Weight [kg]	Availability
	1	2								
Single and Double line										
1791-025025-003	25	25	193	285	340	37	53	50	1.50	A
1791-032032-003	32	32	193	290	350	37	53	50	1.60	A
1791-040040-003	40	40	193	300	370	53	70	50	1.60	A
1791-050050-003	50	50	193	305	390	53	70	50	1.70	A
1791-063063-003	63	63	193	320	410	73	90	50	1.80	A



Single line										
1791-075075-001	75		175	435-485				85.00	6.22	A
1791-090090-001	90		175	455-515				85.00	6.64	A
1791-110110-001	110		175	540				85.00	7.24	A
1791-125125-001	125		175	540				85.00	7.26	A






Wall Entry Flexalen 600

Wall entry sealing suitable for **non** water pressure.

for Flexalen 600 coiled pipes and Flexalen 600 SL with corrugated casing:
The corrugated construction of Flexalen 600 pipe casing, together with quick-setting sealing cement, offers a water-tight seal between the entry hole and the Flexalen casing.
This means that is not necessary to use extra rubber based wall entry seals when using Flexalen 600 coiled pipe.



Suitable for ground water non-pressure / no contamination.



Labyrinth Sealing Flexalen PU

Application: Heating and Sanitary; suitable for up to 0.5bar water pressure.

System: Flexalen PU


Assembly: no tool required

Material: Rubber



Product code	Casing pipe OD [mm]	H [mm]	Weight [kg]	Availability
2761-091000-000	90-91	50	0.30	B
2761-111000-000	110-111	50	0.30	B
2761-126000-000	125-126	50	0.40	B
2761-142000-000	140-142	50	0.40	B
2761-162000-000	160-162	50	0.50	B
2761-182000-000	180-182	50	0.50	B
2761-202000-000	200-202	50	0.50	B
2761-225000-000	225	50	0.50	B
2761-250000-000	250	50	0.60	B
2761-315000-000	315	50	0.60	B
2761-450000-000	315	50	0.60	B

sealing cement





Annular Space Sealing

Application: Heating and Sanitary; suitable for up to 3bar water pressure; Radon tight.

System: Flexalen 600, Flexalen PU


Assembly: torque wrench

Material: EPDM, Metal parts made of V2A steel



Product code	Casing pipe OD [mm]	Cored Hole D [mm]	H* [mm]	Weight [kg]	Availability
1760-090150-000	90-91	150	80	1.60	B
1760-110200-000	110-111	200	80	3.00	B
1760-125200-000	125-126	200	80	2.60	B
1760-140200-000	140-142	200	80	2.20	B
1760-160250-000	160-162	250	80	4.10	B
1760-180250-000	180-182	250	80	3.30	B
1760-200250-000	200-202	250	80	2.40	B
1760-225300-000	225	300	80	4.30	B
1760-250350-000	250	350	80	6.50	B
1760-315400-000	315	400	80	6.60	B
1760-450600-000	450	600	80	17.10	B

*Technical design for District heating 2x40mm width.





Wall Entry Sealing Kit

Application: Heating and Sanitary; for watertight house connection.

System: Flexalen 600, Flexalen PU


Assembly: flame torch

Material: 1x Sliding PE pipe 1x Heat shrink sleeve 1x Labyrinth sealing (Rubber)



Product code	Casing pipe OD [mm]	OD PE pipe [mm]	L PE pipe [mm]	Weight [kg]	Availability
1749-090000-000	90-91	110	600	0.90	B
1749-125000-000	125-126	160	600	1.20	A
1749-160000-000	160-162	180	600	1.73	A
1749-200000-000	200-202	225	600	2.22	B

sealing cement





Flexalen PB Pipe Packages

rigid PB Service Pipes with a length of 1.5m and x pieces packed into a UV protective foil.

Application: Heating and Sanitary
System: Flexalen 600, Flexalen PU
Assembly: compression fitting or welded fitting, pipe cutter required.
Material: Flexalen PB service pipe, SDR11, 95°C 8bar



Product code	Dimension	Service pipe OD x s [mm]	SDR class	Weight [kg/m]	min. bending radius [mm]	Pipe Length [m]	Sales unit	Pieces per Box [pcs]	Weight [kg]	Availability
1301-025000-002	25	25 x 2.3	11	0.15	250	1.5	box	4.00	0.90	A
1301-032000-002	32	32 x 2.9	11	0.26	320	1.5	box	4.00	1.56	A
1301-040000-002	40	40 x 3.7	11	0.40	400	1.5	box	3.00	1.80	A
1301-050000-002	50	50 x 4.6	11	0.62	500	1.5	box	3.00	2.79	A
1301-063000-002	63	63 x 5.8	11	0.98	630	1.5	box	2.00	2.94	A
1301-075000-002	75	75 x 6.8	11	1.39	750	1.5	box	2.00	4.17	A
1301-090000-002	90	90 x 8.2	11	1.39	900	1.5	box	2.00	5.94	A
1301-110000-002	110	110 x 10.0	11	1.39	1100	1.5	box	2.00	8.85	A



FLEXALEN System Accessories



Product code	Description			Weight [kg]	Availability
1799-000000-002	Trace Warning tape, 100m length, Languages: En-Fr-De			0.60	A



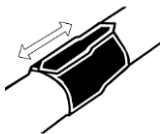
Product code	Description	L [mm]	Shrink range D [mm]	Weight [kg]	Availability
HEAT SHRINK SLEEVES					
1743-090090-000	Shrink Sleeve OD90	150	115-80	0.08	A
1743-110110-000	Shrink Sleeve OD110	150	130-90	0.12	A
1743-125125-000	Shrink Sleeve OD125	150	170-110	0.14	A
1743-160160-000	Shrink Sleeve OD160	150	190-125	0.14	A
1743-160160-901	Shrink Sleeve OD160 1175L	150	210-135	0.20	A
1743-225200-000	Shrink Sleeve OD225-200	150	260-165	0.20	A
1743-250250-000	Shrink Sleeve OD250	150	290-185	0.24	B
1743-315315-000	Shrink Sleeve OD315	150	370-235	0.52	C



INSULATION SOCKET / REDUCER ACCESSORIES					
9299-000000-104	Welding Plug for casing pipe (insulation sockets / reducers)			0.10	A
1799-000000-001	Ventilation plug 26mm			0.10	A
1799-000000-000	Heat adhesive sealing patches for the Foaming hole d=100mm				A



PUR foam (2k plastic bottles)					
1795-000200-000	PUR 2k-Foam 0.20 kg			0.20	B
1795-000500-000	PUR 2k-Foam 0.50 kg			0.50	B
1795-000900-000	PUR 2k-Foam 0.90 kg			0.90	B
1795-001250-000	PUR 2k-Foam 1.25 kg			1.25	B
1795-002200-000	PUR 2k-Foam 2.20 kg			2.20	B
1795-003000-000	PUR 2k-Foam 3.00 kg			3.00	B








Product code	Description	L [mm] w=600mm	Casing pipe OD [mm]	Weight [kg]	Availability
1x Heatshrink sleeve, 1x Sealing flap and 1x instruction leaflet					
1743-090090-100	Casing repair Kit OD090	410	90	0.20	B
1743-125125-100	Casing repair Kit OD125	520	125	0.24	B
1743-160160-100	Casing repair Kit OD160	630	160	0.28	B
1743-200200-100	Casing repair Kit OD200	750	200	0.32	B



Product code	Description	Dimension	Casing pipe OD [mm]	Weight [kg]	Availability
1x House entry bend, 2x Heat shrink sleeves					
1762-125000-000	Houseentry bend OD125	125	≤ 125	5.50	B
1762-160000-000	Houseentry bend OD160	160	≤ 160	7.30	B



Flexalen pre-insulated pipe Samples

Product code	Description	Casing pipe OD [mm]	Service pipe OD [mm]	Content	Sales unit	Box size [mm]	Weight [kg]	Availability
Flexalen 600								
	7810-000000-013 Sample Flexalen 600 Enkel OD125/063 GRIJS	125	63	20	BOX	450x450x400	11.93	B
	7810-000000-012 Sample Flexalen 600 Dubbel OD125/2x032 GRIJS	125	32 + 32	20	BOX	450x450x400	10.42	B
	7810-000000-001 Sample Flexalen 600 Dubbel OD125/2x032 ROOD	125	32 + 32	20	BOX	450x450x400	10.42	B
	7810-000000-002 Sample Flexalen 600 Enkel OD125/063 ROOD	125	63	20	BOX	450x450x400	11.93	B
Flexalen PU								
	7810-111025-016 Sample Flexalen PU 111 2x25	111	25 + 25	1	pcs	---	0.40	B
	7810-182090-016 Sample Flexalen PU 182/90	182	90	1	pcs	---	0.90	B
FlexaLink Flexalen 600								
	7810-000000-009 Sample FlexaLink OD090/040 - OD090/025 GRIJS 0.7m/0.8m/0.8m	90	40/25/40	1	pcs	L = 1500mm	4.16	C
	7810-000000-008 Sample FlexaLink OD090/040 - OD090/025 ROOD 0.7m/0.8m/0.8m	90	40/25/40	1	pcs	L = 1500mm	5.84	C



Changes Flexalen Portfolio 2021

Product code	Product group	Description	Change
1210-091032-001	Flexalen PU		Availability B --> A
1210-111040-001	Flexalen PU		Availability B --> A
1210-126050-001	Flexalen PU		Availability B --> A
1230-202063-001	Flexalen PU		Availability B --> A
1033-xxxxxx-xxx	Flexalen 600 SLP	non-standard dimensions	Availability A --> B
1921-140063-030	Flexalen PU SL		out of the assortment
1921-160075-030	Flexalen PU SL		out of the assortment
1921-180090-030	Flexalen PU SL		out of the assortment
1921-140063-015	Flexalen PU SL		new in the assortment
1921-160075-015	Flexalen PU SL		new in the assortment
1921-180090-015	Flexalen PU SL		new in the assortment